

Introductory sub-table (I)(a)

Name of the Company: SURYALAKSHMI COTTON MILLS LIMITED			
Scrip Code, Name of the scrip, class of security: SURYALAXMI			
Quarter ended: 30th JUNE, 2014			
Partly paid-up shares:-			
	No. of partly paid-up shares	As a % of total no. of partly paid-up shares	As a % of total no. of shares of the company
Held by promoter/promoter group	0	0	0
Held by public	0	0	0
	0	0	0
Total	0	0	0
Outstanding convertible securities:-			
	No. of outstanding securities	As a % of total no. of outstanding convertible securities	As a % of total no. of shares of the company, assuming full conversion of the convertible securities
Held by promoter/promoter group	0	0	0
Held by public	0	0	0
	0	0	0
Total	0	0	0
Warrants:-			
	No. of warrants	As a % of total no. of warrants	As a % of total no. of shares of the company, assuming full conversion of warrants
Held by promoter/promoter group	0	0	0
Held by public	0	0	0
	0	0	0
Total	0	0	0
Total paid-up capital of the company, assuming full conversion of warrants and convertible securities	14522290	0	100.00

for Suryalakshmi Cotton Mills Limited



E.V.S.V. Sarma
Company Secretary

Statement Showing Shareholding Pattern


Category code	Category of Shareholder	Number of Shareholders	Table (I)(a)		Total shareholding as a percentage of total number of shares		Shares Pledged or otherwise encumbered	
			Total number of shares	Number of shares held in dematerialized form	As a percentage of (A+B) ¹	As a percentage of (A+B+C)	Number of shares	As a percentage
(I)	(II)	(III)	(IV)	(V)	(VI)	(VII)	(VIII)	(IX) = (VIII)/(IV)*100
(A)	Shareholding of Promoter and							
1	Indian							
(a)	Individuals/ Hindu Undivided Family	9	9326889	9326889	64.22	64.22	140665	1.51
(b)	Central Government/ State Government(s)	0	0	0	0.00	0.00	0	0.00
(c)	Bodies Corporate	0	0	0	0.00	0.00	0	0.00
(d)	Financial Institutions/ Banks	0	0	0	0.00	0.00	0	0.00
(e)	Any Others(Specify)	0	0	0	0.00	0.00	0	0.00
	Sub Total(A)(1)	9	9326889	9326889	64.22	64.22	140665	1.51
2	Foreign							
a	Individuals (Non-Residents Individuals/ Foreign Individuals)	0	0	0	0.00	0.00	0	0.00
b	Bodies Corporate	0	0	0	0.00	0.00	0	0.00
c	Institutions	0	0	0	0.00	0.00	0	0.00
d	Qualified Foreign Investor	0	0	0	0.00	0.00	0	0.00
e	Any Others(Specify)	0	0	0	0.00	0.00	0	0.00
	Sub Total(A)(2)	0	0	0	0.00	0.00	0	0.00



	Total Shareholding of Promoter and	9	9326889	9326889	64.22	64.22	140665	1.51
(B)	Public shareholding							
1	Institutions							
(a)	Mutual Funds/ UTI	1	2800	0	0.02	0.02	0	0.00
(b)	Financial Institutions / Banks	3	91809	91809	0.64	0.64	0	0.00
(c)	Central Government/ State Government(s)	0	0	0	0.00	0.00	0	0.00
(d)	Venture Capital Funds	0	0	0	0.00	0.00	0	0.00
(e)	Insurance Companies	0	0	0	0.00	0.00	0	0.00
(f)	Foreign Institutional Investors	0	0	0	0.00	0.00	0	0.00
(g)	Foreign Venture Capital Investors	0	0	0	0.00	0.00	0	0.00
(h)	Qualified Foreign Investor	0	0	0	0.00	0.00	0	0.00
(i)	Any Other (specify)	0	0	0	0.00	0.00	0	0.00
	Sub-Total (B)(1)	4	94609	91809	0.66	0.66	0	0.00
B 2	Non-institutions							
(a)	Bodies Corporate	217	1152129	1152063	7.93	7.93	0	0.00
(b)	Individuals							
I	Individuals -i. Individual shareholders holding nominal share capital up to Rs 1 lakh	6127	2153891	2003888	14.84	14.84	0	0.00
II	ii. Individual shareholders holding nominal share capital in excess of Rs. 1 lakh.	47	1641650	1641650	11.30	11.30	0	0.00
(c)	Qualified Foreign Investor	0	0	0	0.00	0.00	0	0.00
(d)	Any Other (specify)							
(d-i)	NON RESIDENT INDIANS	58	55201	55201	0.38	0.38	0	0.00
(d-ii)	CLEARING MEMBERS	84	97921	97921	0.67	0.67	0	0.00



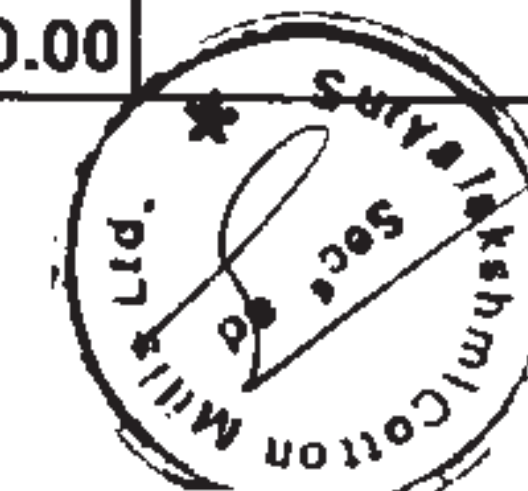
	Sub-Total (B)(2)	6533	5100792	4950723	35.12	35.12	0	0.00
(B)	Total Public Shareholding (B)= (B)(1)+(B)(2)	6537	5195401	5042532	35.78	35.78	0	0.00
	TOTAL (A)+(B)	6546	14522290	14369421	100.00	100.00	140665	0.97
(C)	Shares held by Custodians and against which Depository Receipts have been issued							
1	Promoter and Promoter Group	0	0	0	0	0	0	0
2	Public	0	0	0	0	0	0	0
	Sub-Total (C)	0	0	0	0	0	0	0
	GRAND TOTAL (A)+(B)+(C)	6546	14522290	14369421	100.00	100.00	140665	0.97



(I)(b) Statement showing holding of securities (including shares, warrants, convertible securities) of persons belonging to the category "Promoter and Promoter Group"


Sr. No.	Name of the shareholder	Details of Shares held		Encumbered shares (*)			Details of warrants		Details of convertible securities		Total shares (including underlying shares assuming full conversion of warrants and convertible securities) as a % of diluted
		Number of shares held	As a % of grand total (A)+(B)+(C)	No.	As a %	As a % of grand total (A)+(B)+(C) of sub-clause (I)(a)	Number of warrants held	As a % of total number of warrants of the same class	Number of convertible securities held	As a % of total number of convertible securities of the same class	
(I)	(II)	(III)	(IV)	(V)	(VI)=(V)/(III)*100	(VII)	(VIII)	(IX)	(X)	(XI)	(XII)
1	Satyabhama Bai	3023032	20.81	0	0.00	0.00	0	0.00	0	0.00	20.81
2	Paritosh Agarwal	1478472	10.18	0	0.00	0.00	0	0.00	0	0.00	10.18
3	L N Agarwal	1364516	9.40	140665	10.31	0.97	0	0.00	0	0.00	9.40
4	Vedanth Agarwal	1065356	7.34	0	0.00	0.00	0	0.00	0	0.00	7.34
5	Padmini Agarwal	918170	6.32	0	0.00	0.00	0	0.00	0	0.00	6.32
6	Aparna Agarwal	651808	4.48	0	0.00	0.00	0	0.00	0	0.00	4.48
7	L N Agarwal	401890	2.77	0	0.00	0.00	0	0.00	0	0.00	2.77
8	L N Agarwal	370000	2.55	0	0.00	0.00	0	0.00	0	0.00	2.55
9	Padmini Agarwal	53645	0.37	0	0.00	0.00	0	0.00	0	0.00	0.37
TOTAL		9326889	64.22	140665	1.51	0.97	0	0.00	0	0.00	64.22

(*) The term "encumbrance" has the same meaning as assigned to it in regulation 28(3) of the SAST Regulations, 2011



(I)(c)(i) Statement showing holding of securities (including shares, warrants, convertible securities) of persons belonging to the category "Public" and holding more than 1% of the total number of shares

Sr. No.	Name of the shareholder	Number of shares held	Shares as a percentage of total number of shares {i.e., Grand Total (A)+(B)+(C) indicated in Statement at para (I)(a) above}	Details of warrants		Details of convertible securities		Total shares (including underlying shares assuming full conversion of warrants and convertible securities) as a % of diluted share capital
				Number of warrants held	As a % total number of warrants of the same class	Number of convertible securities held	% w.r.t total number of convertible securities of the same class	
1	SWADESHI TUBES LTD	400000	2.75	0	0	0	0	2.75
2	VINODCHANDRA MANSUKHLAL PAREKH	311441	2.15	0	0	0	0	2.15
	SANJEEV VINODCHANDRA PAREKH							
TOTAL		711441	4.90	0	0	0	0	4.90



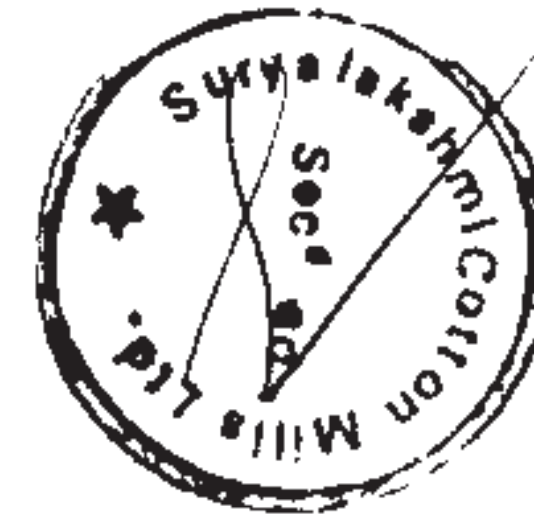
(I)(c)(ii) Statement showing holding of securities (including shares, warrants, convertible securities) of persons (together with PAC) belonging to the category "Public" and holding more than 5% of the total number of shares of the company

Sr. No.	Name(s) of the shareholder(s) and the Persons Acting in Concert (PAC) with them	Number of shares	Shares as a percentage of total number of shares {i.e., Grand Total (A)+(B)+(C) indicated in Statement at para (I)(a) above}	Details of warrants		Details of convertible securities		Total shares (including underlying shares assuming full conversion of warrants and convertible securities) as a % of diluted share capital
				Number of warrants	As a % total number of warrants of the same class	Number of convertible securities held	% w.r.t total number of convertible securities of the same class	
1	NIL	0	0.00	0	0		0	0
TOTAL		0	0.00	0	0	0	0	0



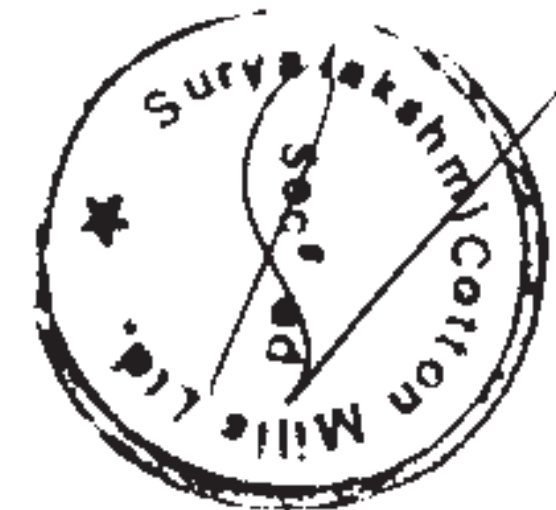
(I)(d) Statement showing details of locked-in shares

Sr. No.	Name of the shareholder	Number of locked-in shares	Locked-in shares as a percentage of total number of shares {i.e., Grand Total (A)+(B)+(C) indicated in Statement at para (I)(a) above}
1	SATYABHAMA BAI	442200	3.04
2	PARITOSH AGARWAL	220200	1.52
3	LN AGARWAL	199600	1.38
4	VEDANTH AGARWAL	155850	1.07
5	PADMINI AGARWAL	142150	0.98
TOTAL		1160000	7.99



(II)(a) Statement showing details of Depository Receipts (DRs)

Sr. No.	Type of outstanding DR (ADRs, GDRs, SDRs, etc.)	Number of outstanding DRs	Number of shares underlying outstanding DRs	Shares underlying outstanding DRs as a percentage of total number of shares {i.e., Grand Total (A)+(B)+(C) indicated in Statement at para (I)(a) above}
1	NIL	0	0	0.00
TOTAL		0	0	0.00



(II)(b) Statement showing holding of Depository Receipts (DRs), where underlying shares held by "promoter/promoter group" are in excess of 1% of the total number of shares

Sr. No.	Name of the DR Holder	Type of outstanding DR (ADRs, GDRs, SDRs, etc.)	Number of shares underlying outstanding DRs	Shares underlying outstanding DRs as a percentage of total number of shares {i.e., Grand Total (A)+(B)+(C) indicated in Statement at para (I)(a) above}
1	NIL	0	0	0.00
TOTAL		0	0	0.00

